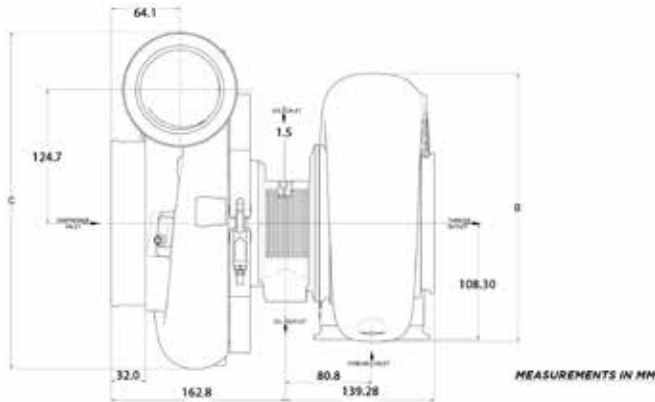


Garrett G57-3000


NEW PRODUCT

Garrett
ADVANCING MOTION

Horsepower: 1400 - 3000
Displacement: 3.0L - 12.0L



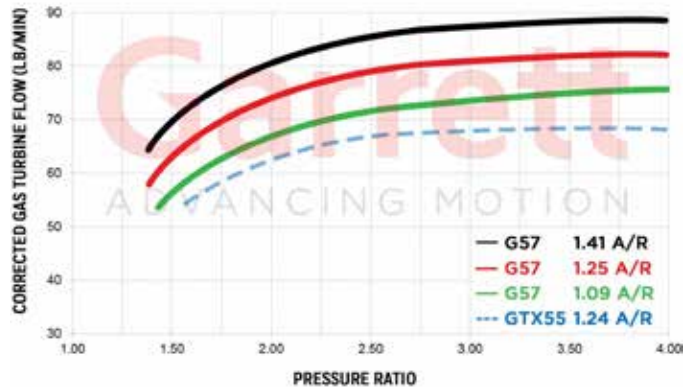
COMPRESSOR MAP



FEATURES:

- ◆ 88MM, 94MM, 98MM, 102MM, 106MM COMPRESSOR OPTIONS
- ◆ 118MM INDUCER TURBINE WHEEL
- ◆ 28% MORE TURBINE FLOW (COMPARED TO GTX) SEE GRAPH BELOW
- ◆ STAINLESS STEEL TURBINE HOUSINGS
- ◆ ONE-PIECE ALUMINUM CENTER HOUSING
- ◆ 16MM DUAL CERAMIC BALL BEARING CARTRIDGE
- ◆ OUTLINE INTERCHANGEABLE WITH GTX GEN II TURBOS
- ◆ STAINLESS STEEL TURBINE KIT SOLD INDIVIDUALLY. 1.09 A/R, 1.25 A/R, 1.41 A/R

EXHAUST FLOW CHART



Super Core PN	Compressor				Turbine		
	Model	Inducer	Exducer	A/R	Inducer	Exducer	Trim
880547-5008S	G57-2000	88mm	133mm	0.88	118mm	112mm	90
880547-5009S	G57-2350	94mm	133mm	0.96	118mm	112mm	90
880547-5010S	G57-2550	98mm	133mm	0.96	118mm	112mm	90
880547-5006S	G57-2750	102mm	144mm	0.96	118mm	112mm	90
880547-5007S	G57-3000	106mm	144mm	0.96	118mm	112mm	90

Turbine Kit PN	A/R	Inlet	Outlet	Wastegate	Stainless	Divided	Trim
761208-0066	1.09	V-Band	V-Band	Free Float	Y	N	90
761208-0067	1.25	V-Band	V-Band	Free Float	Y	N	90
761208-0068	1.41	V-Band	V-Band	Free Float	Y	N	90