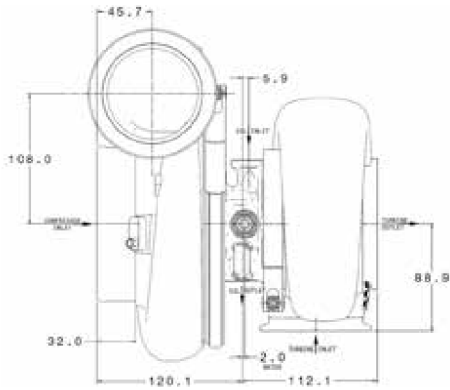


Garrett® G42-1450

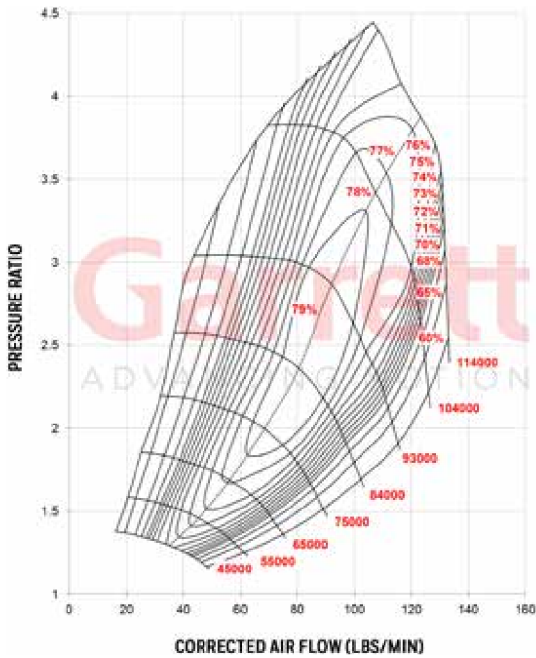
NEW PRODUCT

Garrett
ADVANCING MOTION

Horsepower: 525 - 1450
Displacement: 2.0L - 8.0L



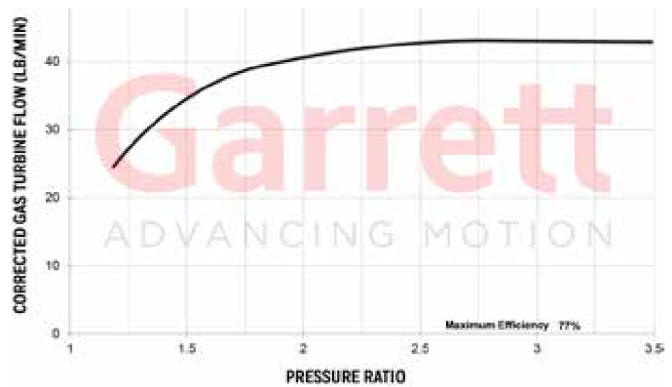
COMPRESSOR MAP



FEATURES:

- ◆ GARRETT® G SERIES COMPRESSOR AERODYNAMICS FOR MAXIMUM HP
- ◆ FULLY MACHINED SPEED SENSOR AND PRESSURE PORTS
- ◆ NEW TURBINE WHEEL AERO FOR INCREASED EFFICIENCY AND FLOW
- ◆ STAINLESS STEEL TURBINE HOUSINGS
- ◆ WATER FITTINGS INCLUDED

EXHAUST FLOW CHART



G42-1450	Compressor				Turbine		
	Inducer	Exducer	Trim	A/R	Inducer	Exducer	Trim
	79mm	98mm	65	0.85	82mm	75mm	84
Standard Rotation	Assembly Kit PN		A/R	Inlet	Outlet	Wastegate	Divided
Assembly Kit Includes Super Core and Turbine Kit	879779-5013S		1.01	V-Band	V-Band	Free Float	N
	879779-5014S		1.15	V-Band	V-Band	Free Float	N
	879779-5015S		1.28	V-Band	V-Band	Free Float	N
	879779-5016S		1.01	T4	V-Band	Free Float	Y
	879779-5017S		1.15	T4	V-Band	Free Float	Y
	879779-5018S		1.28	T4	V-Band	Free Float	Y